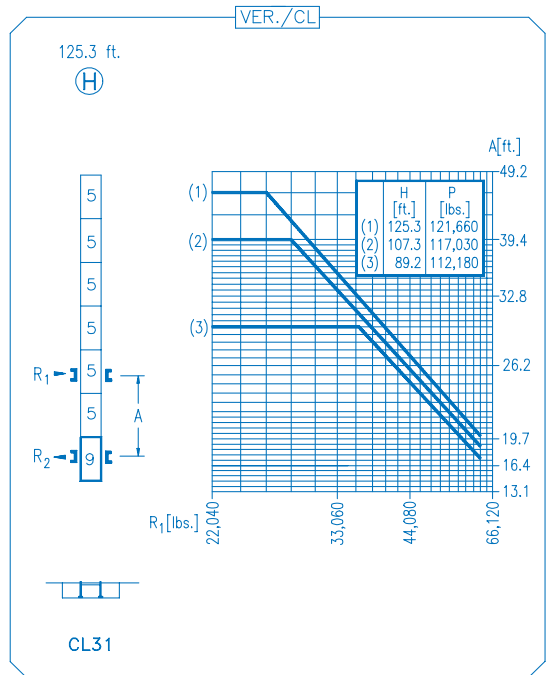
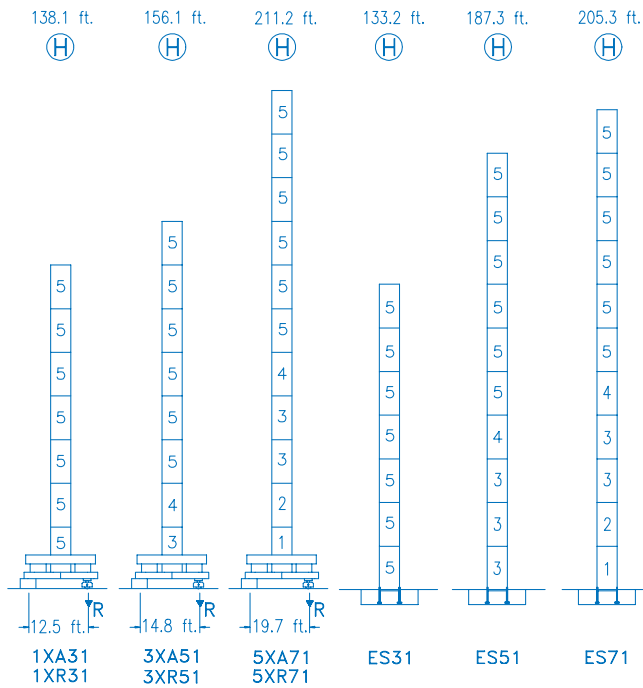


CE
DIN 15018 H1 B3

R	R(Cmax)	Cmax	82.0	98.4	111.5	131.2	144.3	164.0	180.4	196.8	ft.
196.8	108.6 ft. 57.4 ft.	8,820 17,630	8,820 11,820	8,820 9,590	8,560 8,280	7,120 6,820	6,380 6,060	5,490 5,170	4,900 4,570	4,410 4,080	
180.4	109.9 ft. 58.0 ft.	8,820 17,630	8,820 11,950	8,820 9,690	8,660 8,360	7,210 6,890	6,460 6,140	5,550 5,230	4,960 4,630		
164.0	108.9 ft. 57.4 ft.	8,820 17,630	8,820 11,850	8,820 9,600	8,590 8,300	7,140 6,830	6,400 6,080	5,510 5,180			
144.3	116.8 ft. 61.7 ft.	8,820 17,630	8,820 12,790	8,820 10,390	8,820 8,990	7,750 7,420	6,940 6,610				
131.2	118.1 ft. 62.0 ft.	8,820 17,630	8,820 12,910	8,820 10,490	8,820 9,080	7,820 7,490					
111.5	111.5 ft. 63.0 ft.	8,820 17,630	8,820 13,160	8,820 10,690	8,820 9,260						
98.4	98.4 ft. 63.0 ft.	8,820 17,630	8,820 13,160	8,820 10,690							



R. máx. En servicio
In operation
En service
In Betrieb

1XR31 ... 163,100 lbs.
3XR51 ... 158,470 lbs.
5XR71 ... 181,610 lbs.

R. máx. Fuera de servicio
Out of service
Hors service
Ausser Betrieb

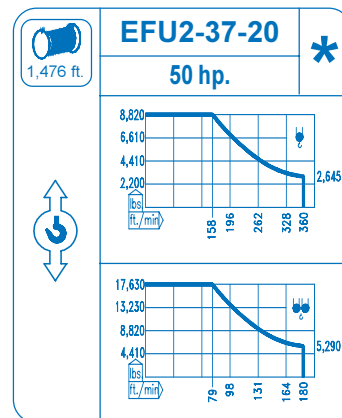
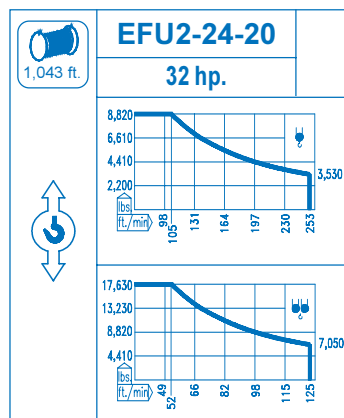
1XR31 ... 180,070 lbs.
3XR51 ... 197,040 lbs.
5XR71 ... 276,380 lbs.

CFU-4.0
5.4 hp.
0 ⇄ 216 ft./min

GR-7.5
2 x 55 ft.lbs.
0 ⇄ 0.8 rpm

TS2-5.5 **TRA-7.5**
2 x 40 ft.lbs. 2 x 55 ft.lbs.
0 ⇄ 78 ft./min
1XR31 3XR51 5XR 71

TRA-7.5VC
2 x 55 ft.lbs.
0 ⇄ 78 ft./min
5XR71



Tensión de alimentación
Operating voltage
Tension de service
Betriebsspannung

480 V
3 ph
60 Hz

Opcional
Optional
En option
Kauffoption
